



Course organizer

Jennifer Linn (Germany)

Module coordinator

Philippe Demaerel (Belgium)

Course format

Lectures and Interactive case reading sessions
The course language is English

Course venue

Hotel Pullman Dresden Newa
Prager Strasse 2c
01069 Dresden, Germany
<https://www.pullman-hotel-dresden.de>

Faculty

Jan Casselman (Belgium)
Phillipe Demaerel (Belgium)
Antonios Drevelegas (Greece)
Kay Engellandt (Germany)
Johannes Gerber (Germany)
Michael Knauth (Germany)
Elna-Marie Larsson (Sweden)
Jennifer Linn (Germany)
Aad van der Lugt (The Netherlands)
Peter Raab (Germany)
Majda Thurnher (Austria)
Horst Urbach (Germany)
Luc van den Hauwe (Belgium)
Martin Wiesmann (Germany)
Tarek Yousry (United Kingdom)

Scientific contact

Prof. Dr. Jennifer Linn
Department of Neuroradiology
University Hospital Carl Gustav Carus Dresden
Fetscherstr. 74
01307 Dresden, Germany
Phone: +49 351 458 2660
jennifer.linn@ukdd.de

More Information

www.emricourse.org

Registration fee

Registration until 30.4.2018:

Certified radiologists and medical specialists: **750 €**
Residents in training (written confirmation by the head of department is required): **650 €**

Registration after 30.4.2018:

Certified radiologists and medical specialists: **850 €**
Residents in training (written confirmation by the head of department is required): **700 €**

The registration fee covers lectures and workshop, electronic syllabus/handout, coffee breaks, lunches, welcome reception and course dinner, certificate of attendance and diploma.

Organisation and Registration

Financial & contractual handling:
Carl Gustav Carus Management GmbH
Fetscherstr. 74, 01307 Dresden
Phone: +49 351 458 3861
E-mail: cgcm@ukdd.de

We thank the following sponsors for supporting the course:



(1500 €)



(2000 €)



(2000 €)



(600 €)

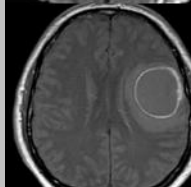
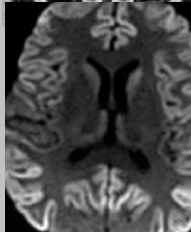
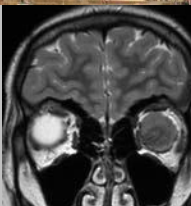
At the time of printing.



EMRI - Course

Central Nervous System I

4 – 8th June 2018
Hotel Pullman
Dresden



Monday, 4th June

08:00 – 09:00 Registration

09:00 **Welcome**
Jennifer Linn, Dresden (Germany)

09:15 – 10:00 **MR sequences for brain imaging**
Kay Engellandt, Dresden (Germany)

10:00 – 10:45 **Surface anatomy of the brain made easy**
Tarek Yousry, London (United Kingdom)

Coffee Break

11:15 – 11:45 **Deep anatomy of the brain made easy**
Jennifer Linn, Dresden (Germany)

11:45 – 12:45 **Cranial nerves and skull base pathology**
Jan Casselmann, Brugge (Belgium)

Lunch

13:45 – 14:30 **MR angiography: arteries and veins**
Aad van der Lugt, Rotterdam (The Netherlands)

14:30 – 15:15 **Cerebral small vessel disease**
Jennifer Linn, Dresden (Germany)

Coffee Break

Interactive case reading sessions (3 x 45 min)

15:45 – 18:00 **Brain anatomy**
Jennifer Linn, Dresden (Germany)
Cranial nerves and skull base pathology
Jan Casselmann, (Belgium)
Vessel anatomy and pathology
Aad van der Lugt, Rotterdam (The Netherlands)

19:00 **Welcome reception**

Tuesday, 5th June (Morning)

09:00 – 09:45 **Movement disorders**
Tarek Yousry, London (United Kingdom)

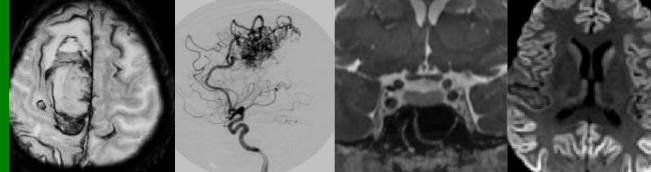
09:45 – 10:30 **Dementia**
Horst Urbach, Freiburg (Germany)

Coffee Break

11:00 – 11:45 **Carotid and vertebral artery pathology**
Aad van der Lugt, Rotterdam (The Netherlands)

11:45 – 12:30 **Epilepsy**
Horst Urbach, Freiburg (Germany)

Lunch



Tuesday, 5th June (Afternoon)

13:30 – 14:15 **Cerebral vascular malformations**
Michael Knauth, Göttingen (Germany)

14:15 – 15:00 **Hydrocephalus**
Elna-Marie Larsson, Uppsala (Sweden)

Coffee Break

Interactive case reading sessions (3 x 45 min)

15:30 – 17:45 **Neurodegenerative diseases**
Jennifer Linn, Dresden (Germany)
Cerebral vascular malformations
Michael Knauth, Göttingen (Germany)
Hydrocephalus
Elna-Marie Larsson, Uppsala (Sweden)

Wednesday, 6th June

09:00 - 09:45 **Sellar and parasellar lesions**
Antonis Drevelegas, Thessaloniki (Greece)

09:45 – 10:30 **Intracranial infections**
Madja Thurnher, Vienna (Austria)

Coffee Break

11:00 – 11:45 **Vasculitis**
Luc van den Hauwe, Antwerpen (Belgium)

11:45 – 12:30 **White matter disease**
Madja Thurnher, Vienna (Austria)

Lunch

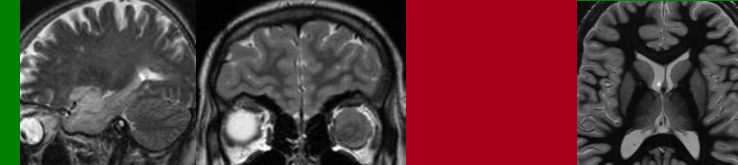
13:30 – 14:15 **Extraaxial Tumors**
Antonis Drevelegas, Thessaloniki (Greece)

14:15 – 15:00 **Diseases of the Orbit**
Philippe Demaerel, Leuven (Belgium)

Coffee Break

Interactive case reading sessions (3 x 45 min)

15:30 – 17:45 **Sellar and parasellar lesions**
Antonis Drevelegas, Thessaloniki (Greece)
Intracranial infections
Madja Thurnher, Vienna (Austria)
Vasculitis and white matter disease
Luc van den Hauwe, Antwerpen (Belgium)



Thursday, 7th June

09:00 - 09:45 **Autoimmune brain disorders**
Philippe Demaerel, Leuven (Belgium)

09:45 – 10:30 **Acquired metabolic and toxic disorders**
Jennifer Linn, Dresden (Germany)

Coffee Break

11:00 – 11:45 **Stroke Imaging**
Johannes Gerber, Dresden (Germany)

11:45 – 12:30 **Intracerebral Hemorrhage**
Martin Wiesmann, Aachen (Germany)

Lunch

13:30 – 14:15 **Intraaxial Tumors**
Martin Wiesmann, Aachen (Germany)

14:15 – 15:00 **Advanced Neuroimaging in Brain Tumors**
Peter Raab, Hannover (Germany)

Coffee Break

Interactive case reading sessions (3 x 45 min)

15:30 – 17:45 **Diseases of the Orbit**
Philippe Demaerel, Leuven (Belgium)
Imaging in Brain Tumors
Martin Wiesmann, Aachen (Germany)
Stroke Imaging
Johannes Gerber, Dresden (Germany)

19:00 **Course dinner**

Friday, 8th June

09:00 – 11:00 **Examinations and corrections**
Jennifer Linn, Dresden (Germany)

Coffee Break

11:30 – 12:15 NN

12:15 – 12:45 **Closure, best student award and certificate of merit**
Jennifer Linn, Dresden (Germany)

Lunch and Farewell

